



# Startup Luxembourg AI Ecosystem



Co-funded by  
the European Union

Powered by *Dealroom Data*





# Overview of the Ecosystem



Co-funded by  
the European Union



**860+**

startups and scaleups are  
active in Luxembourg



**260+**

startups leveraging  
AI technologies

**31%**

of the national ecosystem  
leverages AI

**80%**

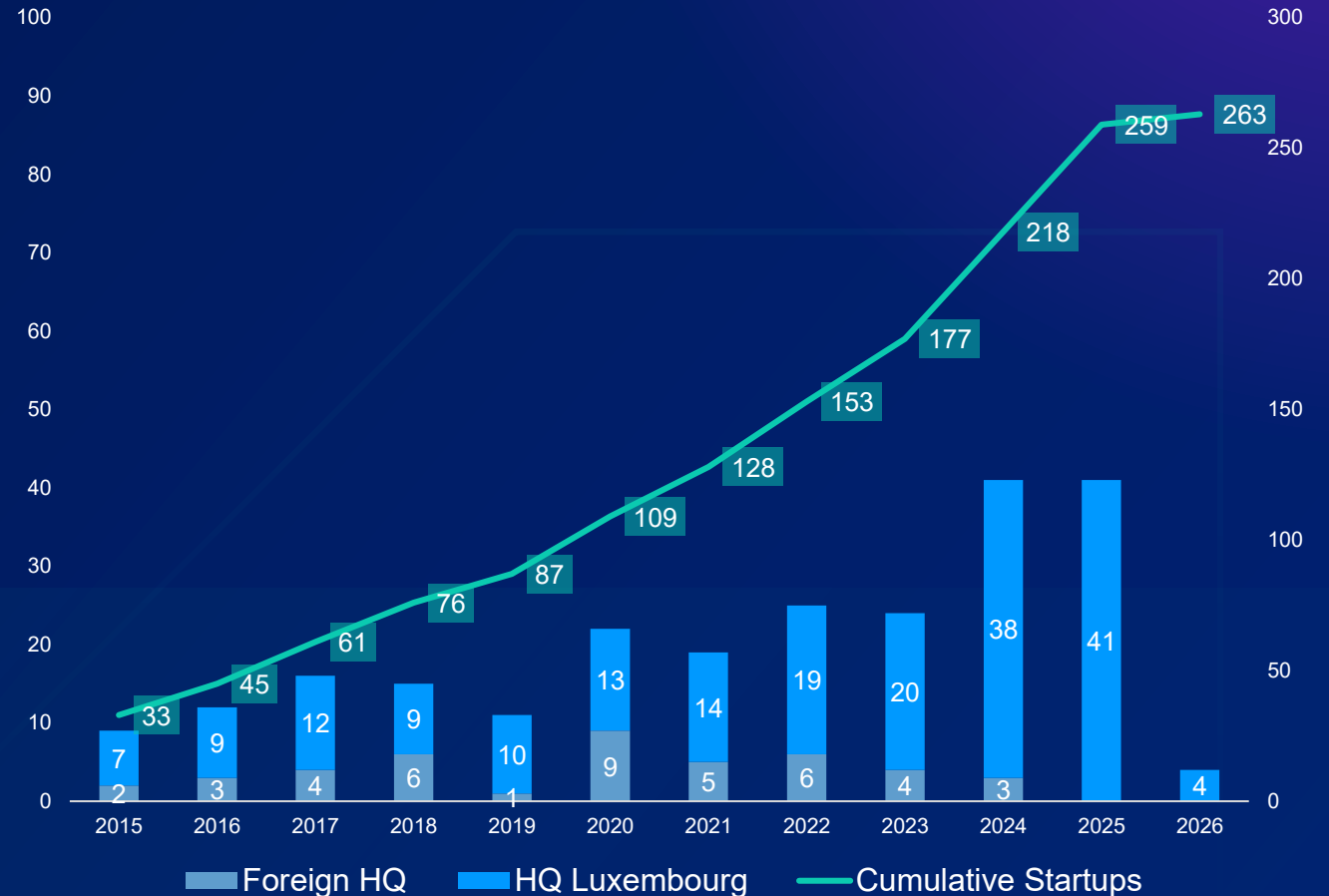
HQ in Luxembourg

# Growth over time

The number of AI Startups **more than doubled since 2020**, reflecting the rapid integration of AI across sectors.

This growth has accelerated in recent years with over 40 new startups created leveraging AI in both 2024 and 2025

Over **2023-25**, 230+ new startups were created in Luxembourg, **nearly half of them (45%) are leveraging AI**.



\*More startups created in 2025 and 2026 are expected to be tracked across 2026

# Most represented sectors

**Enterprise Software** – Strongest AI presence in the ecosystem. Around half of LU startups in this sector use AI, reflecting deep expertise in SaaS and B2B solutions.

**Fintech** – High absolute number of AI startups (48), but they represent only about 24% of the overall LU fintech ecosystem, indicating slower proportional adoption.

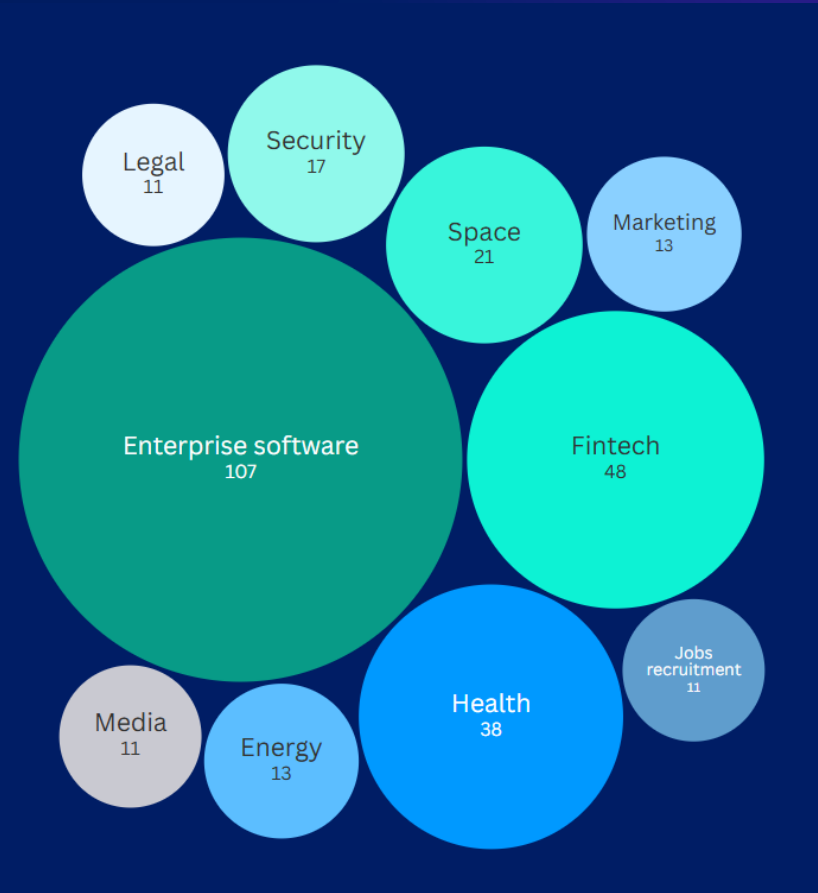
**Health** – AI is widely applied (mental health, diagnostics, drug discovery, clinical trials, personalised treatments). Nearly 40% of LU health startups leverage AI.

**Space** – Strong AI adoption, with 37% of LU space startups using satellite data for earth observation, climate monitoring, disaster response, agriculture, infrastructure planning and more.

**Marketing** – Fast-moving and low-barrier industry, with about half of startups being AI-driven thanks to rapid iteration cycles and low capital requirements.

**Energy & Transportation** – Despite being major national sectors, they show fewer AI startups due to high capital needs, regulatory constraints and longer innovation cycles.

Absolute number of startups leveraging AI by Industry



\*All startups active in Luxembourg (HQ, founded and regular office)

\*\*Startups can be classified in up to 2 industries

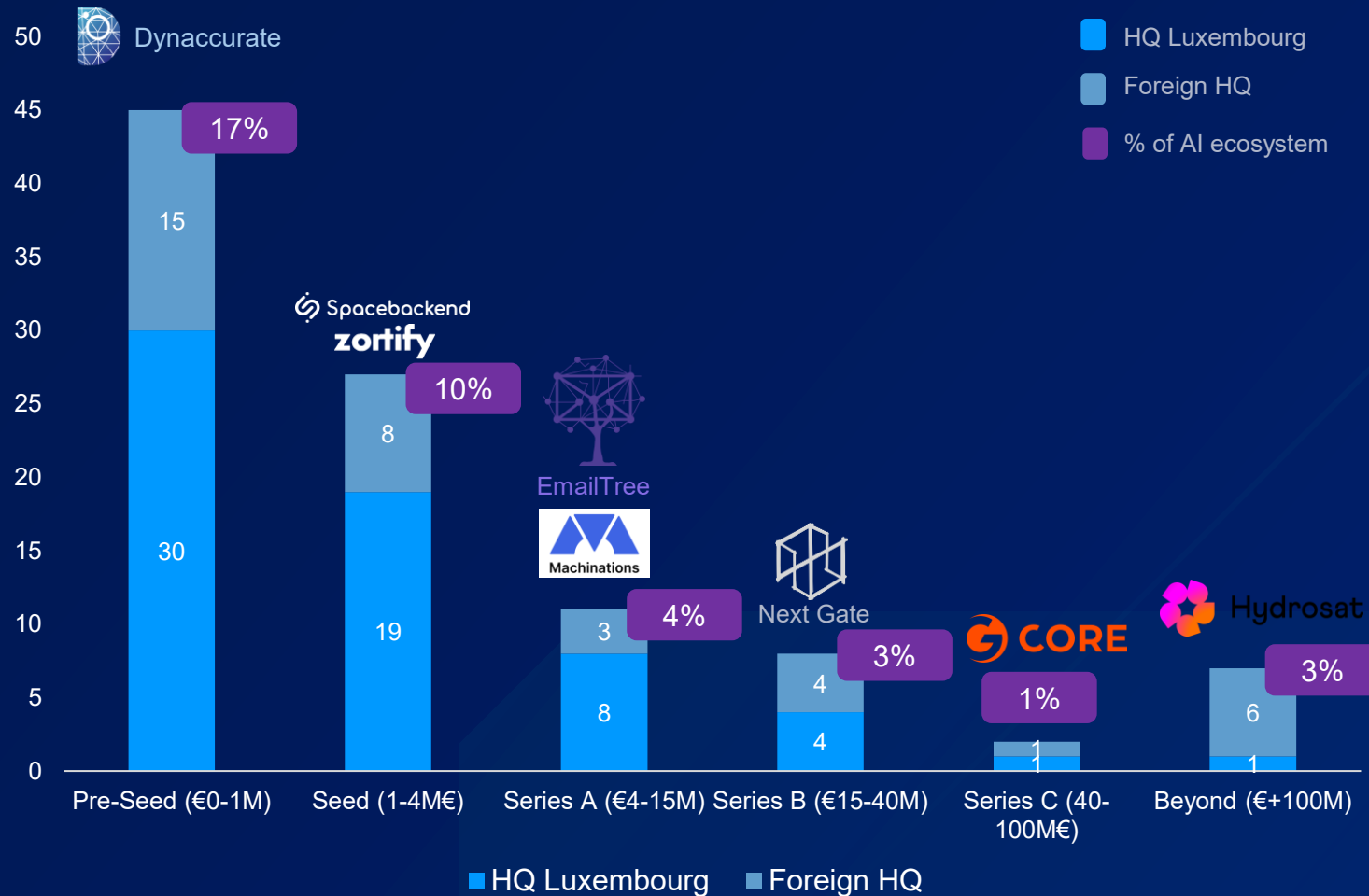


# Funding of AI startups



Co-funded by  
the European Union

# Funded startups by stage and examples



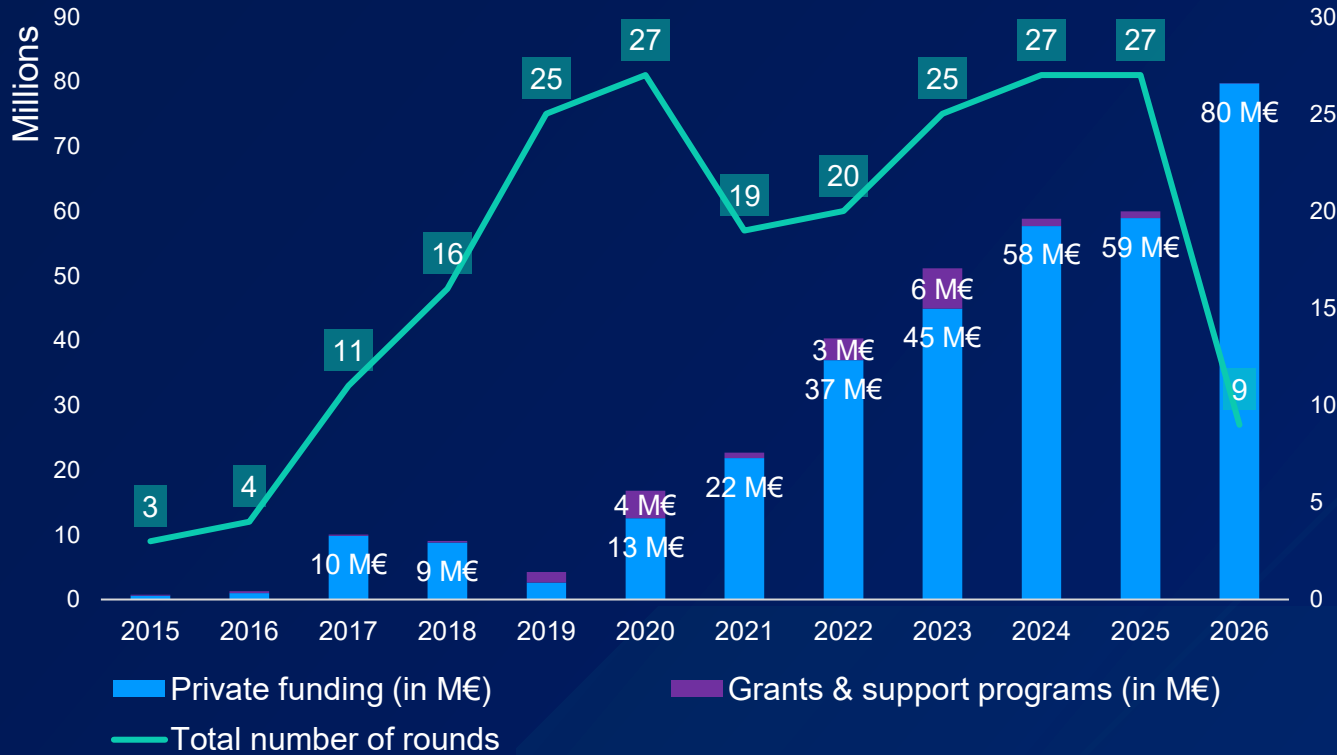
In total, 38% of the AI startups disclosed funding.

**Pre-Seed alone accounts for 17%** of the AI ecosystem, highlighting a strong pipeline of young companies entering the market.

Series B and Series C represent respectively 3% and 1% of the ecosystem, while a notable **3%** of startups have reached the **Beyond €100M stage**.

Hydrosat stands out as the only company headquartered in Luxembourg to have surpassed €100 million in total funding, driven in large part by its recent \$60M round.

# Evolution of funding for AI startups HQ in Luxembourg



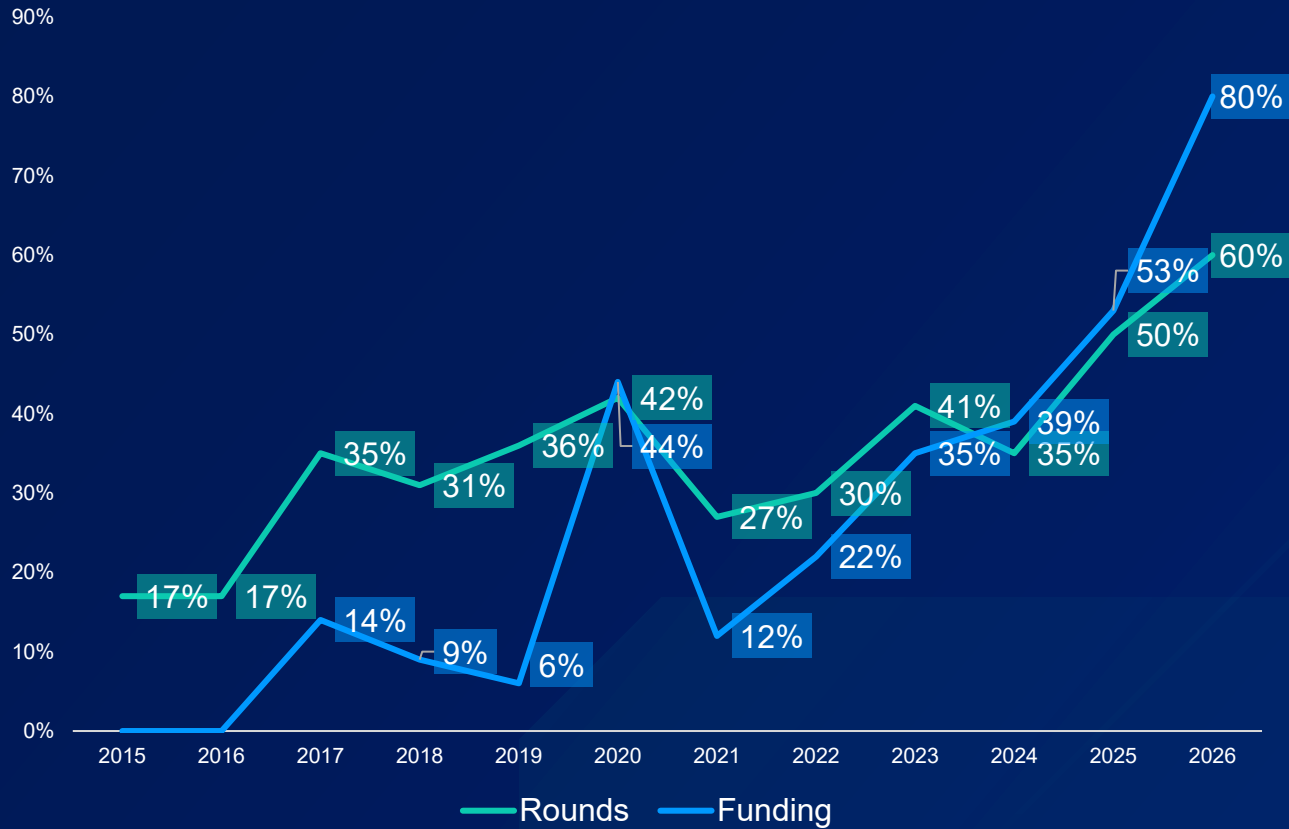
Funding for AI startups headquartered in Luxembourg has **risen sharply since 2020**, moving from modest early levels to a much larger and more consistent flow of capital.

Since 2023, annual funding has **stabilised at around €60M** while the number of rounds remains high, signalling a more established phase of growth.

The average funding round\* (€3M) is much higher than the median (€500K), showing that a few top startups attract most of the capital while most raise **smaller amounts**. Overall, AI startups in Luxembourg tend to raise slightly less and rely more on smaller, gradual funding rounds compared to the broader ecosystem.

\*All funding types, both private and public support.  
Undisclosed or null rounds are excluded from avg. and median.

# How much of Luxembourg's startup funding goes to AI?



Until 2023, the share of AI-related funding rounds consistently exceeded the share of capital raised, indicating **below-average ticket sizes**, despite a steady increase in both metrics.

From 2024 onward, this trend reversed, with AI capturing a slightly higher share of funding than of rounds.

In 2026 to date, the gap has widened further, with ~80% of funding vs ~60% of rounds, clearly signalling a shift toward larger-than-average deal sizes.

\*Startups HQ in Luxembourg only, percentage taken on disclosed funding amount only



# Trends



Co-funded by  
the European Union



# AI-powered enterprise software: key trends

## AI-powered automation for enterprise workflows

Startups are developing AI-driven tools to automate complex, repetitive, or time-consuming workflows across industries. These solutions focus on increasing efficiency, reducing manual effort and enabling real-time decision-making.

Examples: [Apidna](#), [Easylab.ai](#), [Nuwacom](#)

## AI for niche industry solutions

Startups are developing highly specialised AI solutions tailored to the unique needs of niche industries, such as fashion, space, healthcare and psychotherapy. These tools combine AI with domain expertise.

Examples: [Wizata](#) (manufacturing) [Spaider Space](#) (aerospace) , [Athena](#) (fashion), [Kyomei](#) (psychotherapists)

## AI in recruitment and talent management

Startups are leveraging AI to transform recruitment and talent management by automating candidate sourcing, screening and matching.

Examples: [Karimi](#), [RMT Labs](#), [Zortify](#)

# AI-powered fintech: key trends

## AI-first regtech & financial crime compliance

A large and very clear cluster focuses on regulation, AML/KYC and compliance automation. These startups use AI to reduce manual work, cut false positives and make compliance more proactive and data-driven.

Examples: Mopso, Smart Oversight, Screena, ExploDora

## AI-powered investment, fundtech & portfolio intelligence

Another dense cluster focuses on investment decision support, fund management and alternative assets, using AI and big data to handle complex datasets, automate analysis and provide actionable insights.

Examples: Next Gate Tech, Depowise, Fundvis, Accelex

## Climate fintech & satellite-driven risk assessment

Fintechs are integrating AI with satellite data to model climate risk and support sustainable finance.

Examples: Symbiose, Oko, Metricsat

# Focus on AI main technologies: key differences

## Generative AI: creating new content

Generative AI produces original text, images, code, audio and video from simple prompts. Its strength lies in creativity and fast iteration, generating human-like content in seconds, though outputs can hallucinate and quality depends heavily on prompt skills.

Examples: [LetzAI](#), [Elora](#), [LuxAI](#)

## Agentic AI: acting autonomously

Agentic AI takes natural-language goals and autonomously plans and executes multi-step tasks, returning concrete actions and decisions. It excels at automation and multi-step reasoning, but autonomy is still fragile.

Examples: [EasyLab.AI](#), [Miranki](#),  
[SPAIDER Space](#)

## Predictive AI: forecasting outcomes

Predictive AI analyses structured and historical data to forecast probabilities and future events. It delivers high return on investment in sectors such as finance and insurance, but only when fed with large volumes of high-quality data.

Examples: [MDSim](#), [Neuraspace](#),  
[Mission space](#)



Thank you



Co-funded by  
the European Union





# Appendices



Co-funded by  
the European Union



# Methodology

## Startup definition:

The startups and scaleups listed in the [Dealroom database of Startup Luxembourg](#) are defined as rapidly scaling or scalable entities that are no more than 20 years old, innovative by design and active in Luxembourg through their headquarters, founding location, or a regular office.

Note: Some analyses focus exclusively on startups headquartered in Luxembourg, while others include the broader ecosystem that also accounts for regular offices; this scope is specified on each slide.

## Data source:

The analysis was conducted in June 2026 and is based on the Dealroom dataset of startups and scaleups active in Luxembourg and founded since 2006.

Only startups tagged as using “*artificial intelligence*” technology were analysed.

The constantly-evolving platform combines machine learning and data engineering with user-submitted data with robust verification processes and a strong network of ecosystems.

Funding data only includes rounds with disclosed amounts when calculating the total funding raised by a startup in this report.

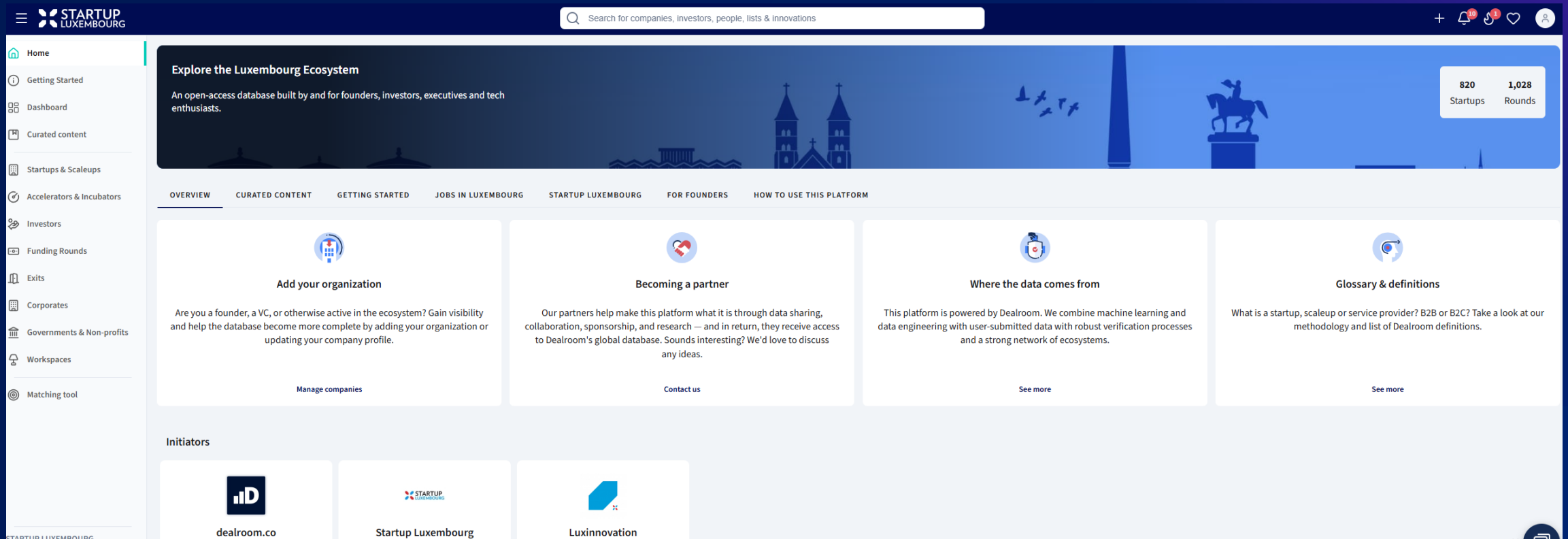


To ensure comprehensive coverage, startups not yet listed on Dealroom are invited to create a profile and contribute to future ecosystem analyses.

Create your own profile [here](#)



Discover all our players, including startups and investors,  
on our [ecosystem platform](#)



The screenshot shows the main interface of the Startup Luxembourg Directory. At the top, there is a navigation bar with the Startup Luxembourg logo on the left, a search bar in the center, and utility icons (notifications, profile) on the right. A left sidebar contains a menu with items like Home, Getting Started, Dashboard, Curated content, Startups & Scaleups, Accelerators & Incubators, Investors, Funding Rounds, Exits, Corporates, Governments & Non-profits, Workspaces, and Matching tool. The main content area features a hero section titled "Explore the Luxembourg Ecosystem" with a description and statistics: 820 Startups and 1,028 Rounds. Below this is a navigation menu with tabs: OVERVIEW, CURATED CONTENT, GETTING STARTED, JOBS IN LUXEMBOURG, STARTUP LUXEMBOURG, FOR FOUNDERS, and HOW TO USE THIS PLATFORM. The main content is divided into four cards: "Add your organization" (with a "Manage companies" button), "Becoming a partner" (with a "Contact us" button), "Where the data comes from" (with a "See more" button), and "Glossary & definitions" (with a "See more" button). At the bottom, there is an "Initiators" section featuring logos for dealroom.co, Startup Luxembourg, and Luxinnovation.

[directory.startupluxembourg.com](https://directory.startupluxembourg.com)



#STARTUPLUXEMBOURG

[WWW.STARTUPLUXEMBOURG.LU](http://WWW.STARTUPLUXEMBOURG.LU)

